

School Survey

Overview

Survey title	2017 Parent Opinion Survey for Poonindie Community Learning Centre
Report title	Distribution - single
Organisation name	Poonindie Community Learning Centre
Generation time & date	5:14PM - 23 Feb 2018
Generated by	Robyn Kenny
Distribution name	2017 Parent Opinion Survey for Poonindie Community Learning Centre - 05/11/2017 4:16 PM
School year	2017
Num of online responses	0
Num of manual responses	31

Question overview information	Yes
N/A responses	Yes
Open text responses	No
'Other' responses	No
Order of questions	Sequential
Graphs	Yes

1 . Please rate the items below

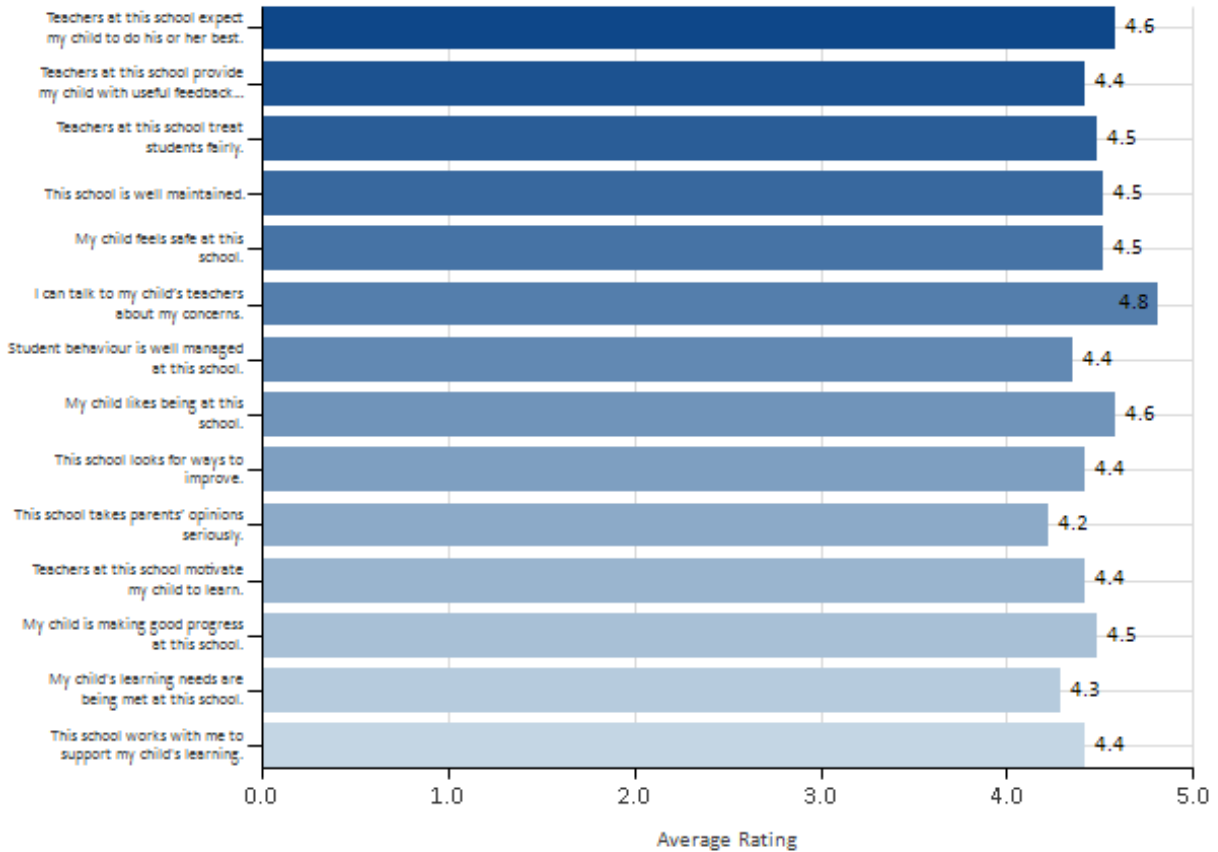
Question overview

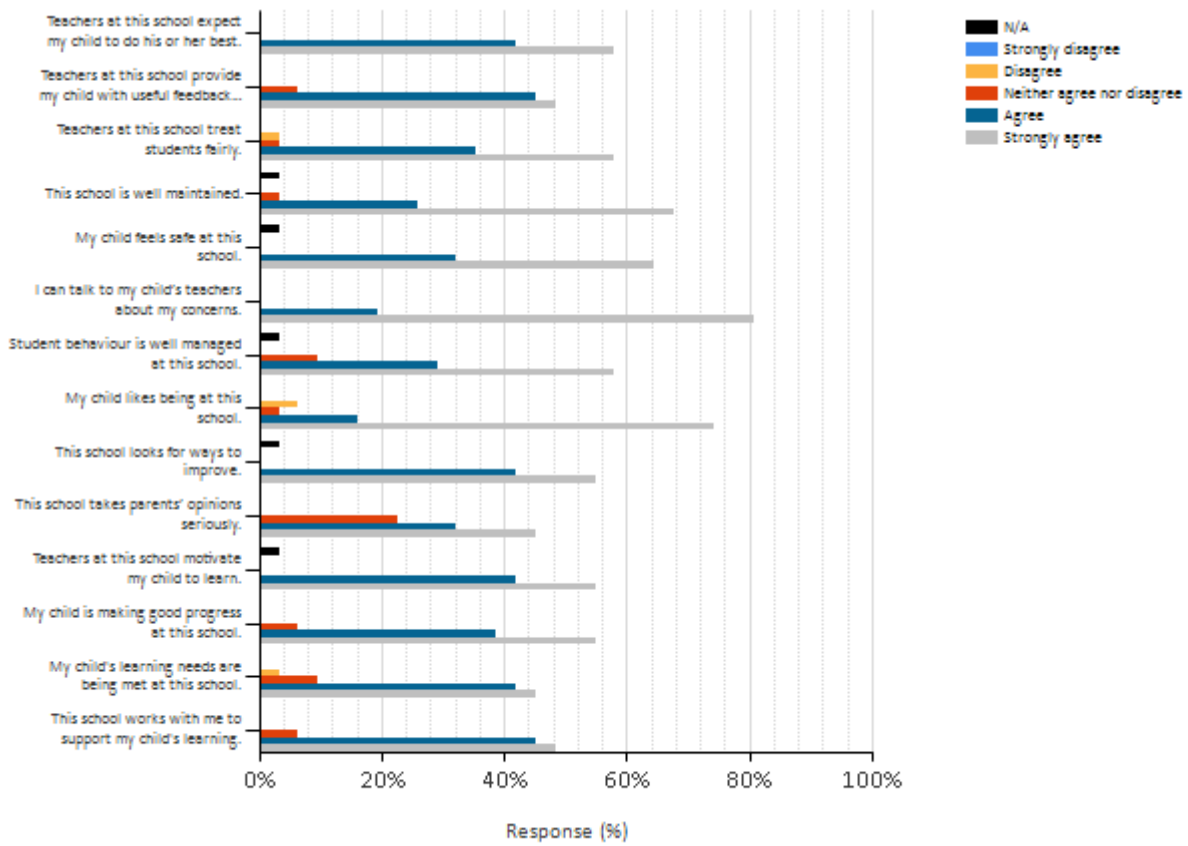
Module name	National parent questions
Module owner	National
Category	None
Mandatory	Yes
Type	Multiple rating (multi row likert)
Answered	31
Not answered	0

Rating

Score

Strongly agree	5
Agree	4
Neither agree nor disagree	3
Disagree	2
Strongly disagree	1
N/A	Null





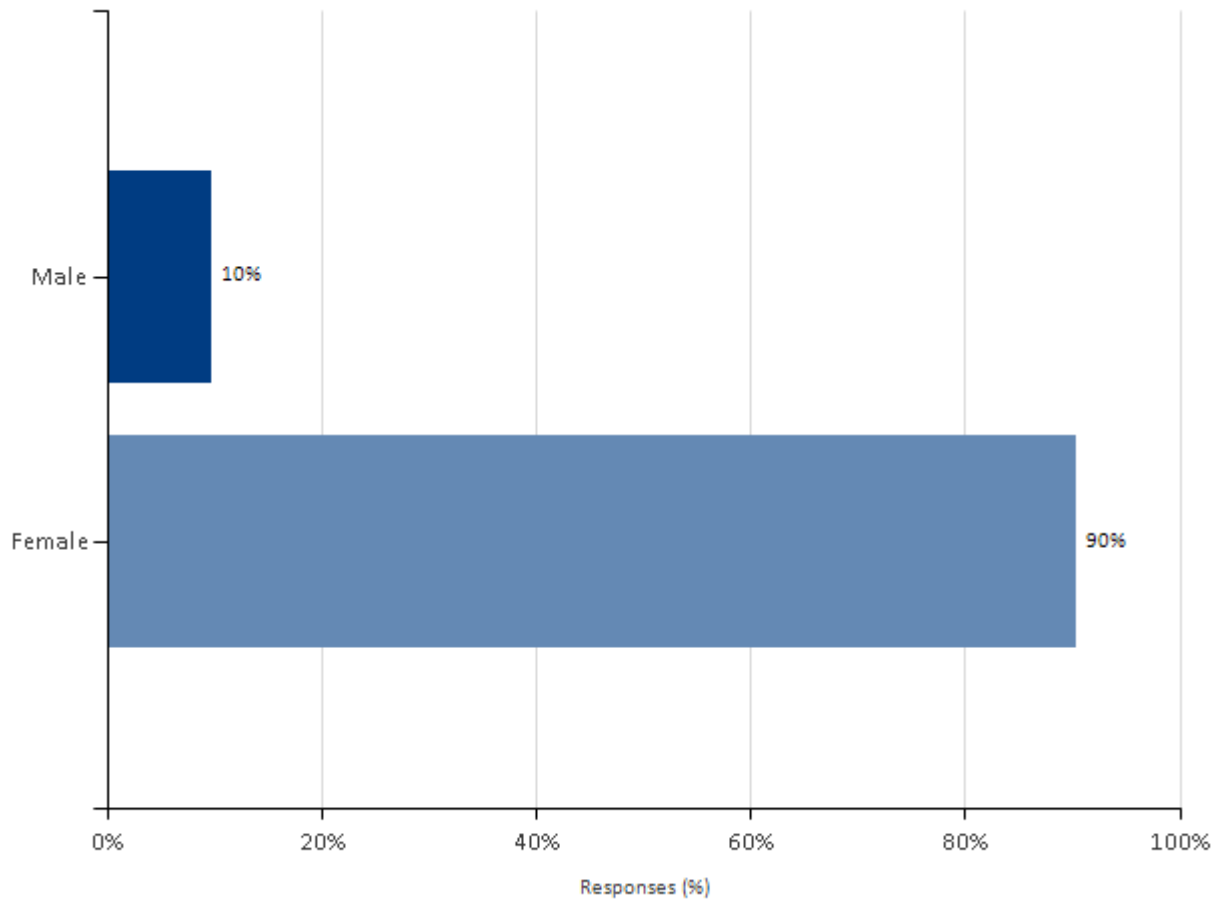
	N/A		Strongly disagree		Disagree		Neither agree nor disagree		Agree		Strongly agree	
	Num	%	Num	%	Num	%	Num	%	Num	%	Num	%
Teachers at this school expect my child to do his or her best.	-	-	-	-	-	-	-	-	13	42%	18	58%
Teachers at this school provide my child with useful feedback about his or her school work.	-	-	-	-	-	-	2	6%	14	45%	15	48%
Teachers at this school treat students fairly.	-	-	-	-	1	3%	1	3%	11	35%	18	58%
This school is well maintained.	1	3%	-	-	-	-	1	3%	8	26%	21	68%
My child feels safe at this school.	1	3%	-	-	-	-	-	-	10	32%	20	65%
I can talk to my child's teachers about my concerns.	-	-	-	-	-	-	-	-	6	19%	25	81%
Student behaviour is well managed at this school.	1	3%	-	-	-	-	3	10%	9	29%	18	58%
My child likes being at this school.	-	-	-	-	2	6%	1	3%	5	16%	23	74%
This school looks for ways to improve.	1	3%	-	-	-	-	-	-	13	42%	17	55%
This school takes parents' opinions seriously.	-	-	-	-	-	-	7	23%	10	32%	14	45%
Teachers at this school motivate my child to learn.	1	3%	-	-	-	-	-	-	13	42%	17	55%
My child is making good progress at this school.	-	-	-	-	-	-	2	6%	12	39%	17	55%

My child's learning needs are being met at this school.	-	-	-	-	1	3%	3	10%	13	42%	14	45%
This school works with me to support my child's learning.	-	-	-	-	-	-	2	6%	14	45%	15	48%

Question overview

Module name	Parent demographic questions
Module owner	SA Department for Education and Child Development
Category	None
Mandatory	No
Type	Single response multiple choice
Answered	31
Not answered	0

2 . Are you male or female?

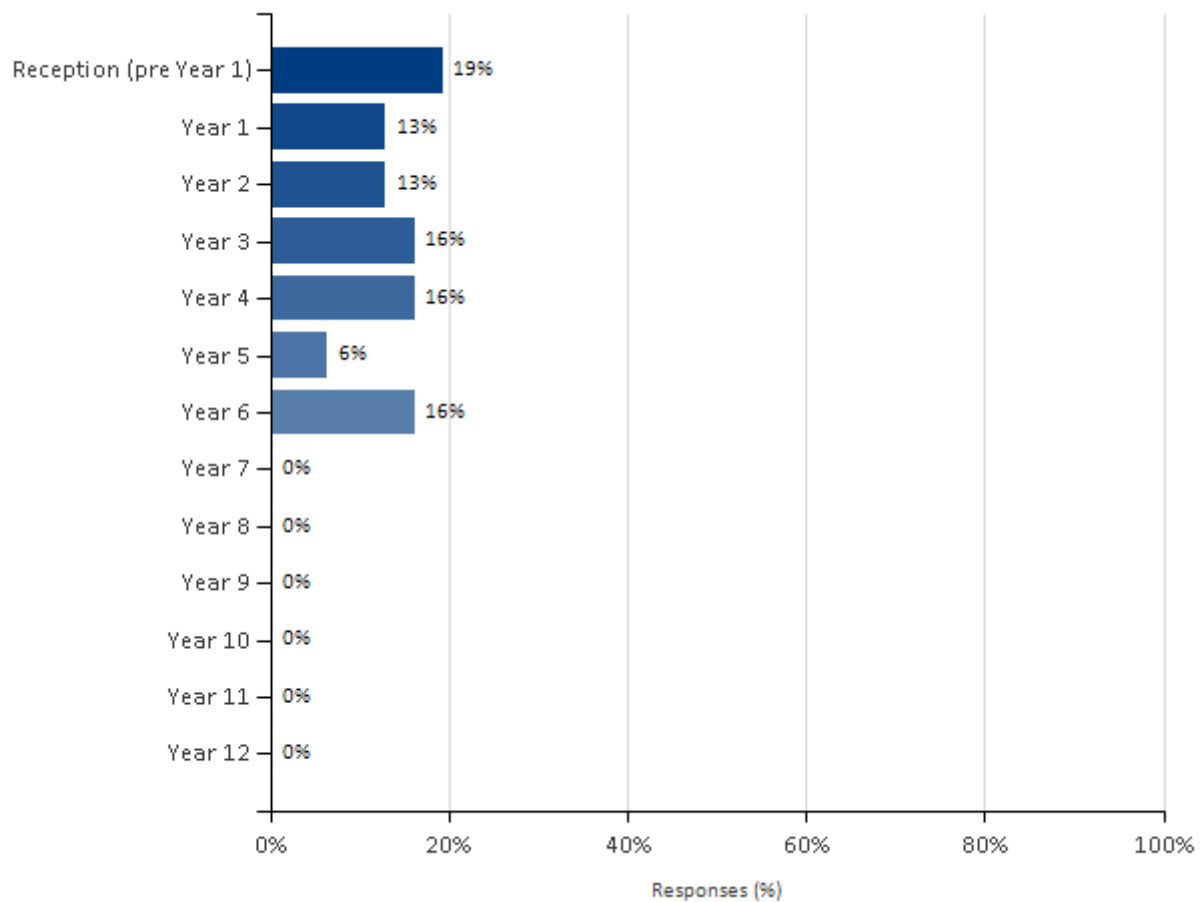


	Male		Female	
	Num	%	Num	%
Number	3	10%	28	90%

3 . What is the Year Level of the child you are considering when you answer this survey?

Question overview

Module name	Parent demographic questions
Module owner	SA Department for Education and Child Development
Category	None
Mandatory	No
Type	Single response multiple choice
Answered	31
Not answered	0



	Reception (pre Year 1)		Year 1		Year 2		Year 3		Year 4		Year 5		Year 6	
	Num	%	Num	%	Num	%	Num	%	Num	%	Num	%	Num	%
Number	6	19%	4	13%	4	13%	5	16%	5	16%	2	6%	5	16%

	Year 7		Year 8		Year 9		Year 10		Year 11		Year 12	
	Num	%	Num	%	Num	%	Num	%	Num	%	Num	%
Number	-	-	-	-	-	-	-	-	-	-	-	-